

LTBRZ3-P-W-BL-PH | DATASHEET

OPTO ENGINEERING

LED bar light with integrated driving electronics, 300 mm length, strobed, white 6500 K, backlight, with horizontal polarizing sheet



SPECIFICATIONS

Lighting specifications

Illumination area width	(mm)	295
Illumination area height	(mm)	25
Emission angle	(°)	backlight
Number of LEDs		12
Light color, peak wavelength		white, 6500 K
Spectral FWHM	(nm)	n.a.
Illuminance ¹	(klux)	n.a.
Irradiance ¹	(W/m ²)	-
Diffuser		yes
Polarization film		horizontal

Electrical specifications

Supply voltage ²	(V)	24
Peak power consumption	(W)	n.a.
Operating mode		Strobe
Daisy chain		no
Max continuous current	(A)	n.a.
Max pulse current	(A)	n.a.
Minimum Ton	(µs)	5
Maximum Ton	(ms)	100
Max duty cycle	(%)	10
Input connector		M12, 5 pins, male
Output connector		-
Cables ³		CBLT014, CBLT015

KEY ADVANTAGES

Integrated constant current driving electronics

Daisy-chain option

Easily connect up to 6 lights together.

Wide selection

295x25 mm active area. Available in red, white, green blue and Infrared

5-pin M12 connector

Compact lightweight design with reduced thickness (33 mm)

The LTBRZ3 series consists of high intensity LED bar lights with integrated constant current driving electronics that can be used in a wide variety of general purpose machine vision applications both as front lights or as backlights.

Mechanical specifications

Width	(mm)	307
Height	(mm)	66
Thickness	(mm)	33
Mass	(g)	400
Clamping system		4x M5 threaded holes

Environment

Operating temperature	(°C)	0-40
Storage temperature	(°C)	0-50
Operating relative humidity	(%)	20-85, non condensing
IP rating		IP40
Installation		Indoor use only

Eye safety

Risk group (CEI EN 62471:2010)	n.a
--------------------------------	-----

¹ Measured at 200 mm for models with lenses. Measured at emitting surface for backlight models.

² Tolerance ± 5 %

³ Not included. Must be ordered separately

COMPATIBLE PRODUCTS

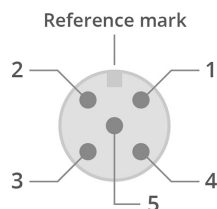
Full list of compatible products available [here](#).



A wide selection of innovative machine vision components.

All product specifications and data are subject to change without notice to improve reliability, functionality, design or other. Photos and pictures are for illustration purposes only. Data are reported by design, actual lens performance may vary due to manufacturing tolerances.

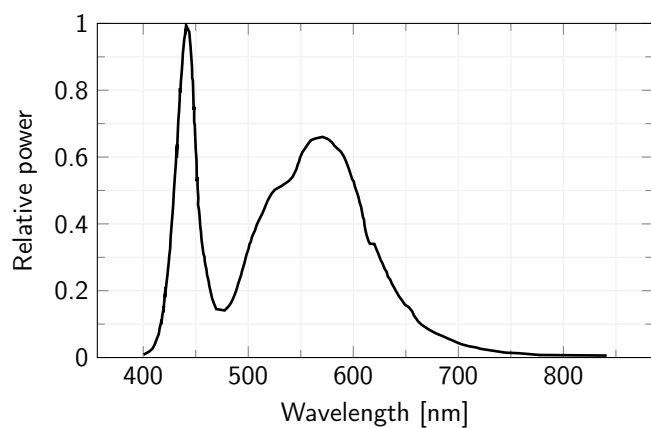
INPUT CONNECTOR PINOUT



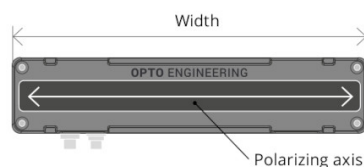
Pin	Function	Cable color
1	+24Vdc	Brown
2	NPN	White
3	GND	Blue
4	PNP	Black
5	Analogue dimming(0-10V)	Grey or green

Device side

LED color spectrum

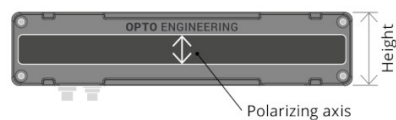


OPTIONAL POLARIZING SHEETS



Part Number: LTBRZ3-x-y-w-**PH**-e

PV with vertical linear polarizer. Polarizing axis parallel to the active area height.



Part Number: LTBRZ3-x-y-w-**PV**-e

PH with horizontal linear polarizer. Polarizing axis parallel to the active area width.